



ProVisio

education program



General Information

Language

The official language of the ProVisio international training course is English.

Registration Fee

: Euro 460 - includes Lunch, Course Dinner

Visas:

Some participants may require visas in order to enter Finland
Please check with your local Finnish consulate or Embassy.

Location

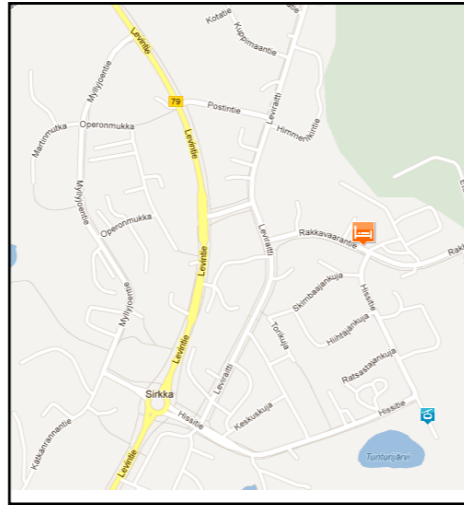
Hotel Hullu Poro
Rakkavaarantie 5, 99130 LEVI, FINLAND
Tel. +358 16 6510 100
Fax +358 16 641 568
E-mail: hotel@hulluporo.fi

Registration

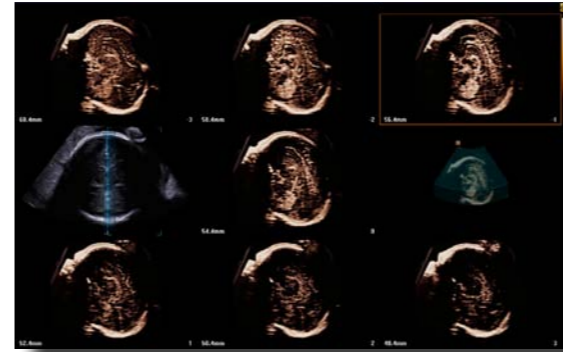
Please register until 28th of March 2013

How to Register :

Mrs Pia Ahola / Mrs Ulpu Repo info@lifemed.fi
Lifemed Oy
Billskogintie 23 K, 02580, SIUNTIO, FINLAND
Tel: +358 (0) 9 8870 720 Fax: +358 (0) 9 2562 442



Hotel Hullu Poro



First Nordic International ProVisio
Training in Diagnostic 2D/3D/4D Ultrasound
in Obstetrics & Gynaecology
Levi, Finland.

April 16-17, 2013



Course Details

- Clinical and technical information about 2D/3D/4D Ultrasound and Elastoscans™ for gynaecology
- Hands on opportunities on Accuvix A30 ,UGEO H60 and Sonoace R7.
- Case demonstrations using off-line analysis software Sonoview Pro and StiffMeTool.

The course is intended for Physicians and Sonographers who are involved in fetal and gynaecological ultrasound imaging with an interest in developing skills in 3D/4D Ultrasound and Elastoscans™ for gynaecology. To allow adequate individual experience in the practical sessions the course is limited to 20 participants.



Course Chairman

Dr. Bruno Cacciatore - Consultant, docent in obstetrics and gynaecology.

Faculty

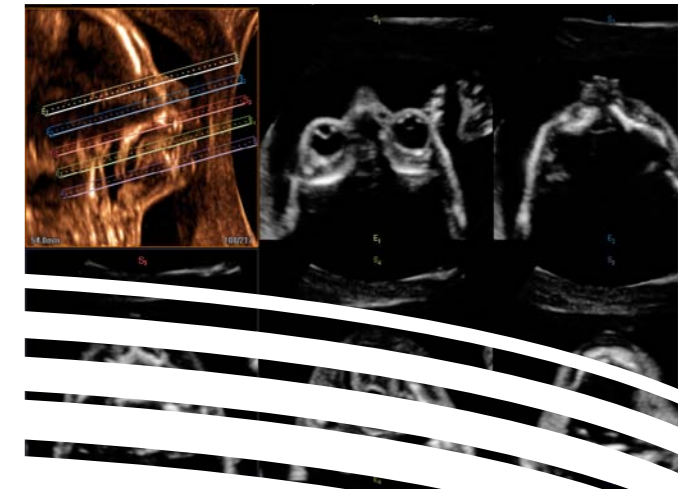
Dr. Bruno Cacciatore	- Consultant, docent in obstetrics and gynaecology
Dr. Alexander Weichert	- University Hospital Berlin, Charite Mitte - Obstetrics
Dr. Joerg Neymeyer	- University Hospital Berlin - Charite Benjamin Franklin - uro-gynaecology
Julie Bartholomew	- Samsung Europe – application support



Program

Tuesday 16th April 2013

- 8:30** Arrival – Tea/Coffee
- 8:45** Welcome and Introduction – Bruno Cacciatore
- 9:00** Uro gynecology – Urology for Gynecologists
– Joerg Neymeyer
- 10:00** Sonographic evaluation of adnexal masses: state of the art
– Bruno Cacciatore
- 10:45** Morning Break
- 11:00** PC Training – Introduction to Sonoview Pro™
--Julie Bartholomew
- 12:00** Lunch
- 13:00** Hands-on Scanning
-Bruno Cacciatore, Julie Bartholomew, Alexander Weichert
- 14:30** Afternoon Break
- 14:45** Elastoscans™ for Gynecology & Uro-gynaecology
– Joerg Neymeyer
- 15:30** PC Training Sonoview Pro™ & Stiffness Measuring Tool
- Joerg Neymeyer Julie Bartholomew
- 17:00** Questions and Wrap up 1st day
- 18-20.45** Free time
- 20.45** Course Dinner



Wednesday 17th April 2013

- 8:30** Arrival-Tea/Coffee
- 8:45** Fetal Heart Scanning – Alexander Weichert
- 9:30** PC Training with Sonoview Pro™
– Alexander Weichert
- 10:30** Morning Break
- 10:45** 2D and 3D Examination of the Fetal Brain
- Alexander Weichert
- 11:30** PC Training with Sonoview Pro™
- Alexander Weichert
- 12:30** Lunch
- 13:30** Hands on Scanning
– Bruno Cacciatore, Julie Bartholomew, Alexander Weichert
- 15:30** Quiz, Evaluation & Certificates
- 16:00** Close of Meeting and adjure -Bruno Cacciatore